


45 QUESTIONS



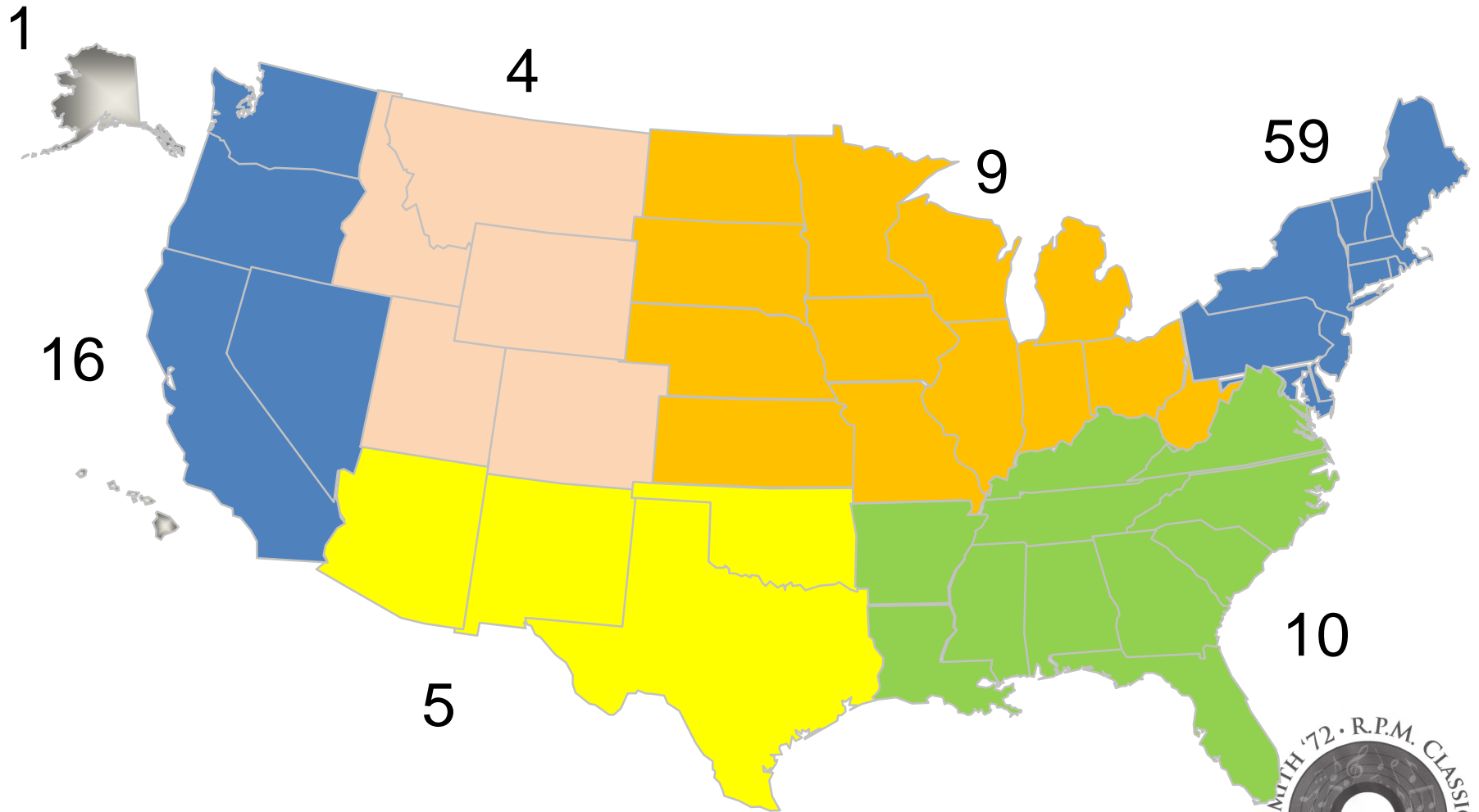
Smith College Class of 1972
45th Reunion Survey

Survey Response

- 111 surveys by May 18th
(108 in 2012, 119 in 2007)
- $\approx 20\%$ response rate



Where We Live – Maybe?



2 – Outside U.S.



Living Arrangements

Current

- **People** in the household:

- 1 22%
- **2** **66%**
- 3 9%
- 4+ 3%

- **Pets** in the household:

- Yes 44%

(62% in 2012)

- **No** **56%**

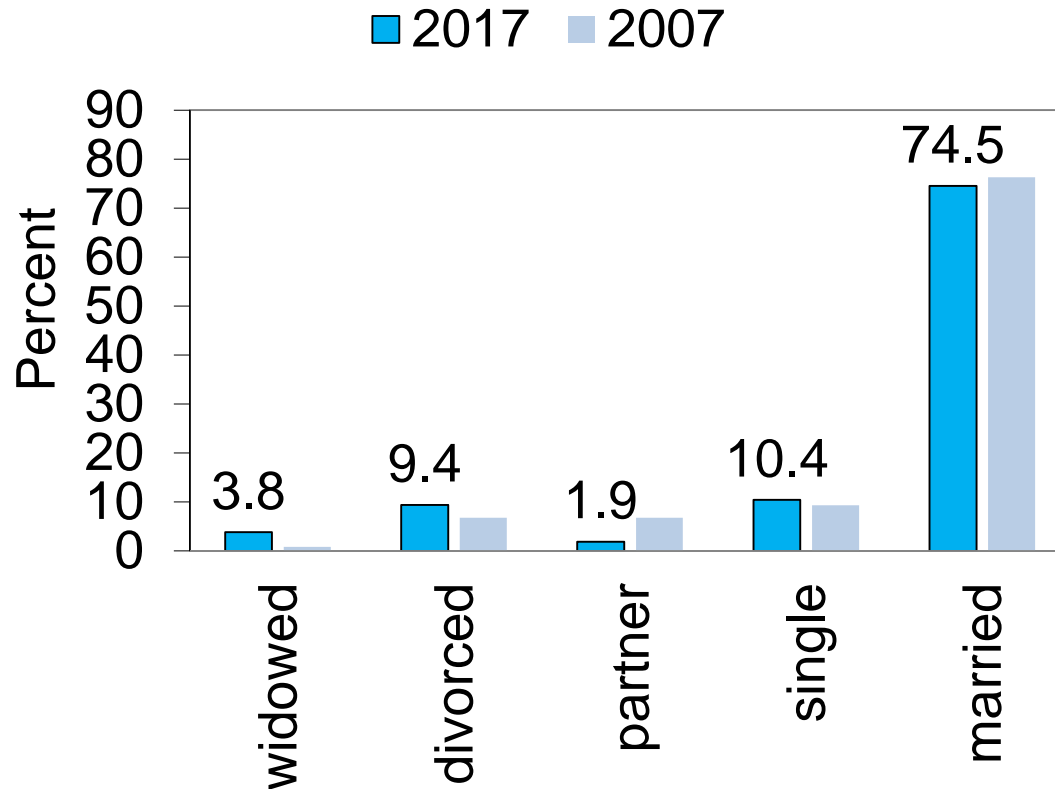
Future

Have you already or do you plan to **relocate in retirement?**

- 9.5% Yes, to a warmer climate
- 7.6% Yes, to be closer to family
- 5.7% Yes, for other reasons
- 20.0% Uncertain
- 57.1% No plans to leave current location**



Marital Status



Spouses/Children/Grandchildren

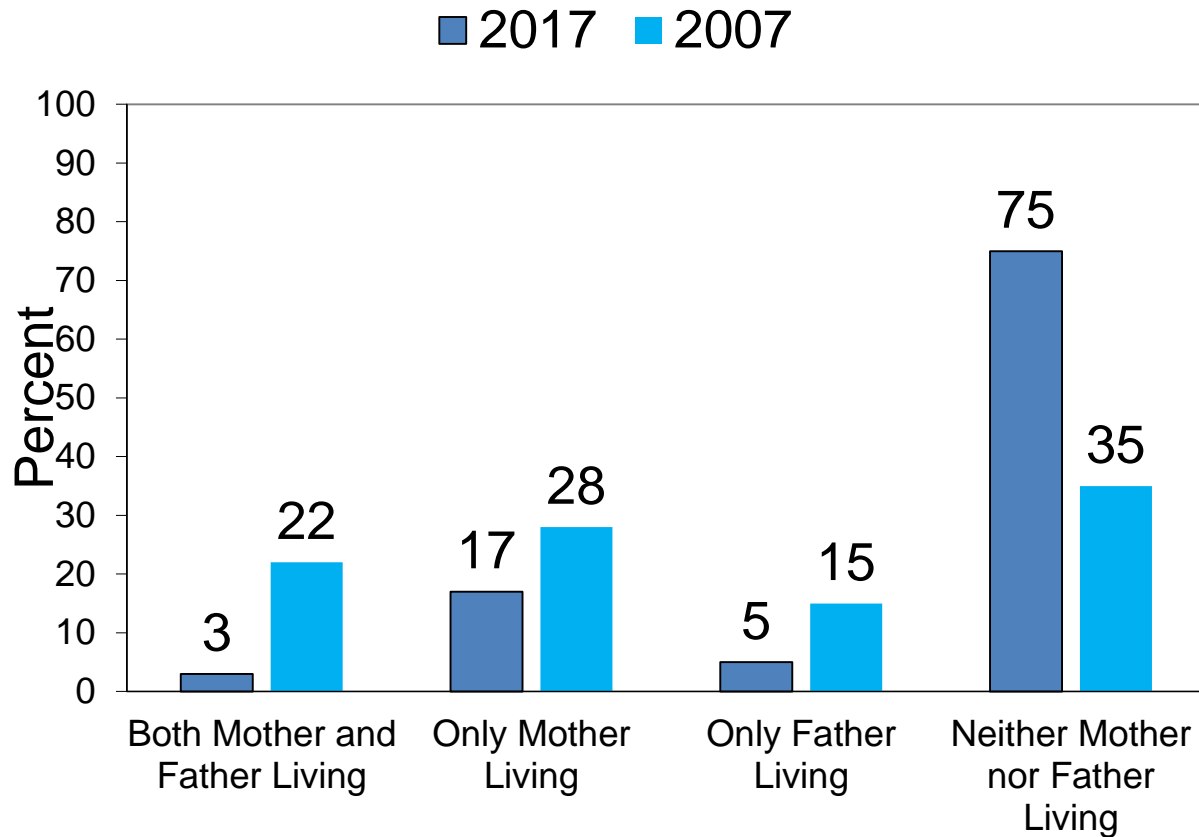
Number in 2017	Children	Grandchildren
0	19%	52%
1	17%	9%
2	29%	15%
3	23%	6%
4+	12%	18%

18%
Have caregiver
responsibilities
for children or
grandchildren

Husbands /Partners	2017	2007
1	65%	67%
2	23%	25%
3+	12%	8%



Parents



15%
have caregiver
responsibilities
for parents



Work and Education

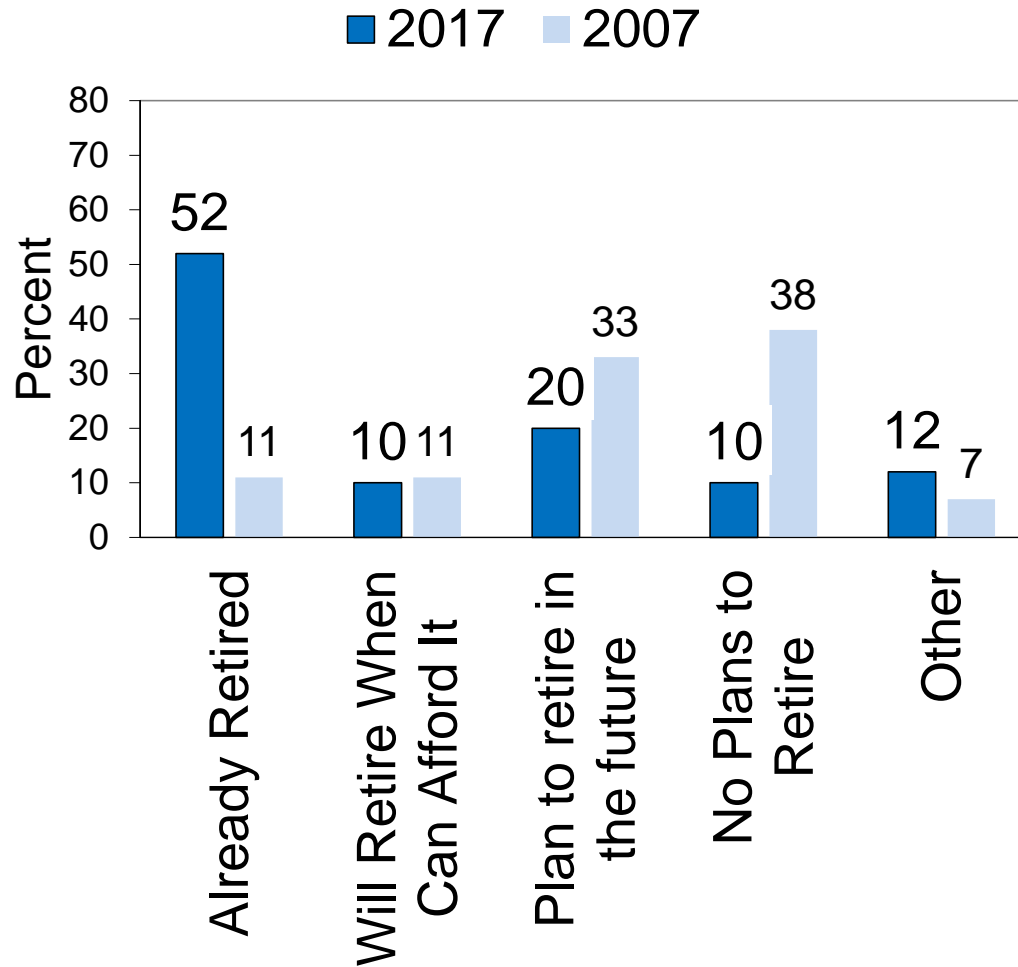
- 81% received an advanced degree after Smith
- 48% currently engaged in paid employment

Over the past 45 years since you graduated, roughly how many years were spent employed (3 days/week or more) outside the home for pay?

Answer	Percent
0	0.0%
1-5	1.9%
6-20	13.5%
21-30	14.4%
31-40	35.6%
41-45	34.6%



Retirement Plans




**Rockin'
Powerful
Marvelous
Smith College Class of 1972**

Really Poor Memory



ROCKIN': Song Connections to '72



The Beatles (20)

Hey Jude (6)

Here Comes the Sun (5)



Simon & Garfunkel (10)

Bridge Over Troubled Waters (6)



Rockin': Music Media

- Radio 43%
- Digital 34%
- CDs 16%
- Vinyl 3%
- TV 3%
- In-Person 3%



Rockin': Best Concerts



The Rolling Stones (7)
The Beatles (7)
Paul McCartney (5)
James Taylor (5)
Simon & Garfunkel (4)
Janis Joplin (3)



Rockin': Smith Concerts


- Temptations (2)
- BB King
- James Taylor
- Richie Havens
- Sha na na
- Seatrain
- Roberta Flack
- Livingston Taylor



John M Greene Hall





Rockin' Good Books



Most Frequently Mentioned

Jan English Leary '72



Smith Professor

Smithie



Rockin': Good Movies



Most frequently mentioned



Directed by Jeff Wadlow
Son of Emily Couric '69
Nephew of Clara Couric
Batchelor '72



Rockin': Good Travel Destinations



London



Paris

U.S.
National
Parks



Rockin': Greatest Happiness

- Family (58)
- Creative activity (12)
- Physical Activity (11)
- Helping Others (10)
- Travel (9)
- Job satisfaction (8)
- Friends (7)
- Intellectual Pursuits (6)
- Pets (5)
- Nature/Gardening (5)
- Food (3)
- Retirement (3)
- Sleeping
- Breathing
- Showers



Rockin': Least Happiness

- Housekeeping (27)
- Health Issues (19)
- Politics (18)
- Paperwork (8)
- Job Problems/work (8)
- Difficult People (5)
- Finances (4)
- Isolation (4)
- Waiting (3)
- Crime (1)
- Lack of time (1)
- Loss (1)
- No Choices (1)
- Surveillance (1)
- Traffic (1)
- Weather (1)
- Gaining weight (1)



Rockin': Social Media

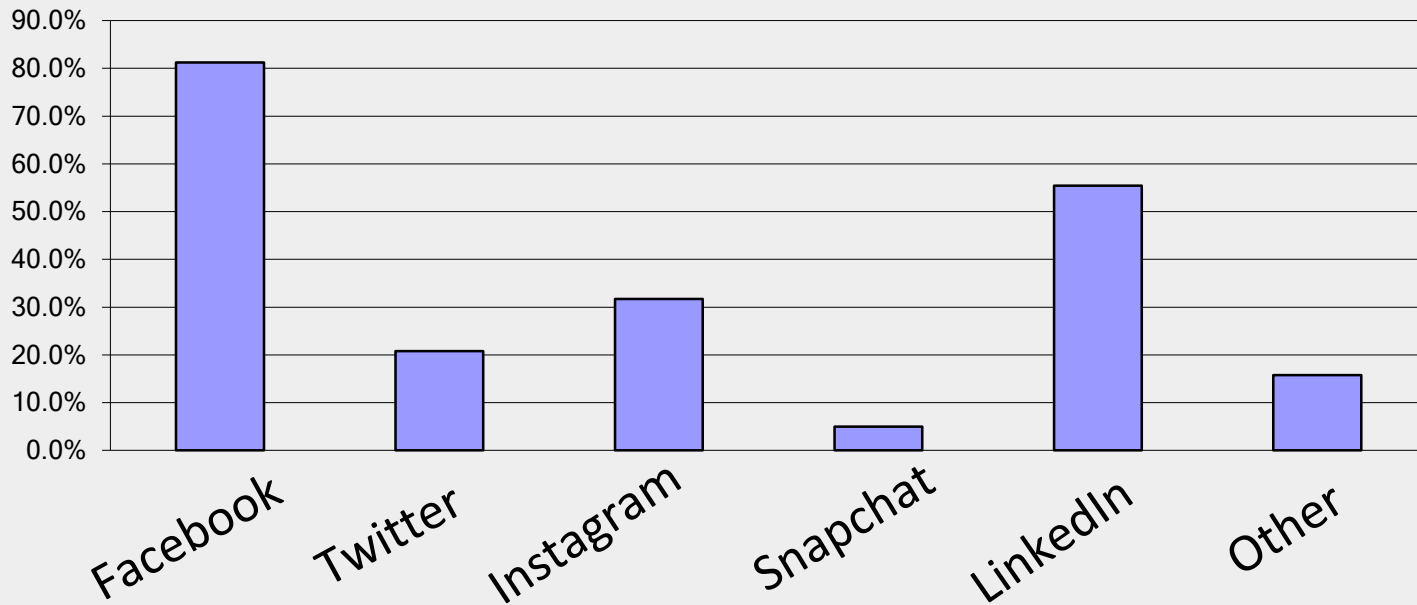
How frequently do you connect to ***Facebook***?

Answer	2017	2012
Daily	33%	22%
Weekly	23%	5%
Monthly	6%	18%
Sometimes	12%	19%
Never	26%	36%



Rockin': Social Media

Which social media formats have you used?



Powerful: Physical

In 2016 approximately how frequently did you exercise for at least 30 minutes?

Answers	Response Percent	Response Count
Daily	20.4%	22
4-6 times per week	38.9%	42
1-3 times per week	28.7%	31
Several times per month	4.6%	5
Occassionally	7.4%	8
Never	0.0%	0



Powerful: Physical

In which of the following types of exercise do you regularly engage (check all that apply)?

Answers	Response Count
Running/Jogging/Walking	80
Strength training	54
Yoga/pilates	38
Biking/Spinning	27
Swimming	15
Racket sports (tennis, squash, etc.)	11
Other (please specify)	51

- Golf (9)
- Dance (8)
- Exercise equipment (6)
- Skiing (4)
- Hiking (3)
- Gardening (2)
- Kayaking (2)
- Rowing (2)
- Tai chi (2)



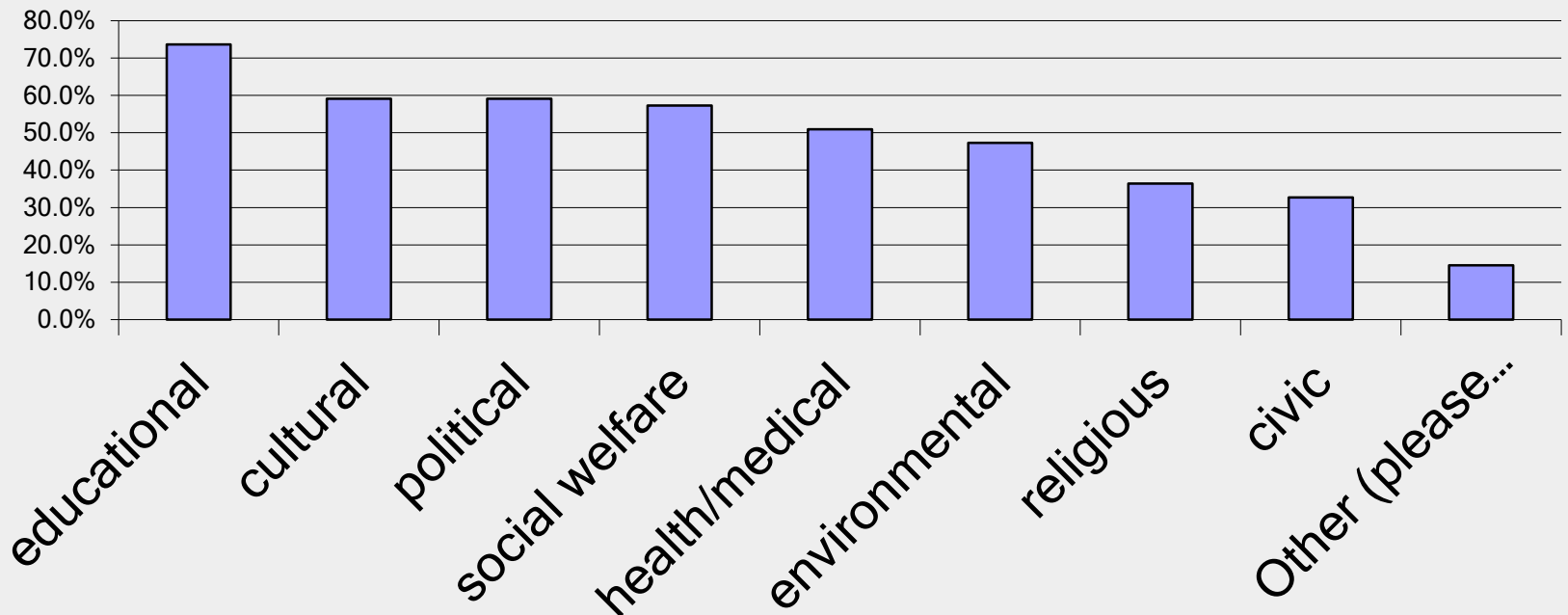
Powerful: Financial

\$ Range	Household Percentile	Percent
Above \$215,000	Top 5%	39%
\$117,000-\$215,000	80 -95 percentile	33%
\$56,000-\$117,000	50-79 percentile	22%
\$23,000- \$56,000	21-49 percentile	4%
Below \$23,000	Bottom 20%	2%

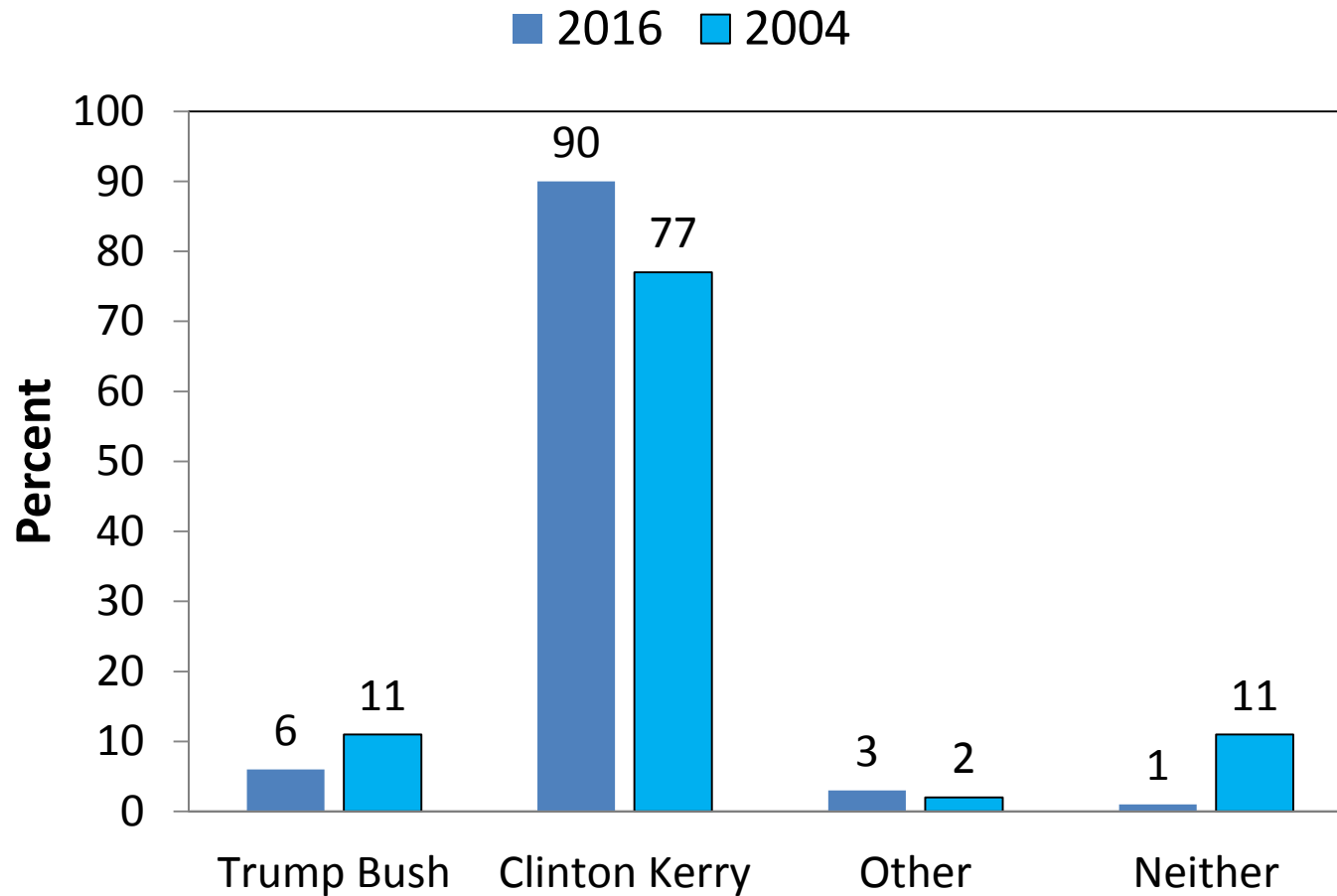


Powerful: Helping Others

In 2016 did you give/donate your time, financial and/or material resources to support any of the following types of voluntary organizations?



Powerful: Political



Powerful: Strength & Purpose



- Family (47)
- Contributing/Giving Back (19)
- Religion/faith (15)
- Friends/relationships (12)
- Learning (10)
- Work/Profession (9)

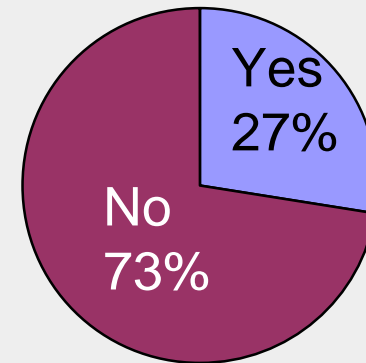


Powerful: Spiritual

- **Do you believe in God?**

	2017	2007
Yes	51%	59%
No	29%	23%
Other	20%	18%

Do you regularly participate in organized religious activities?



2017

Powerful: Proudest Accomplishments



New Starts (6)
Athletic Achievements (5)
Educational Attainment (5)
Creative Output (4)
Marriage/Relationships (2)

Raising Children (25)
Career Success (20)
Personal Achievement (10)
Service to Others (7)
Helping Family (6)

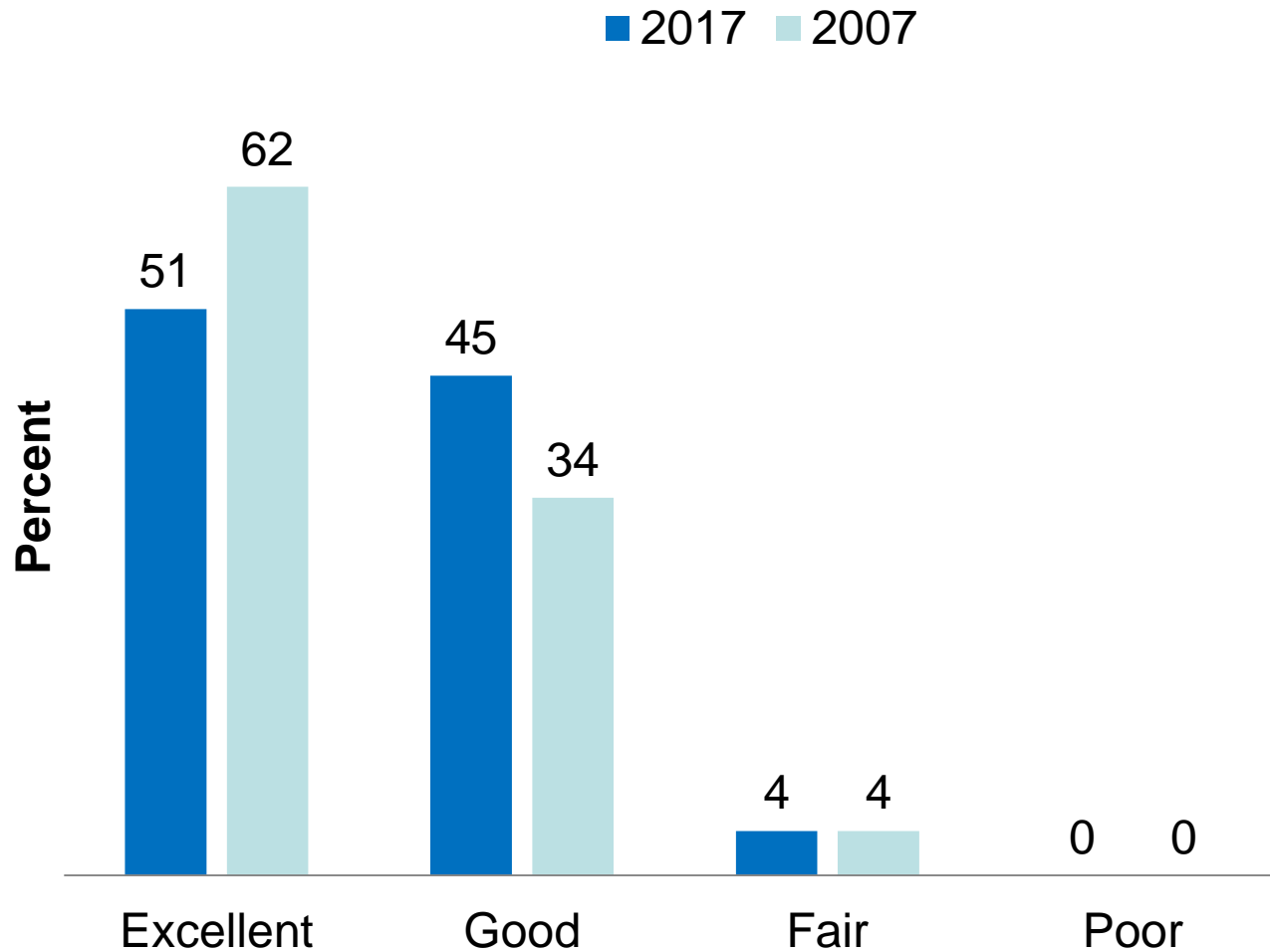


All Powerful Changes

- Establish Peace (24)
- Satisfy Basic Human Needs (21)
- Protect the Environment (16)
- Improve Governments (15)
- Learn to Live Together (11)
- Improve Education (10)
- Eliminate Prejudice (5)
- Control Population (4)
- Increase Love/Eliminate Hate (4)
- Ensure Women's Equality (2)



Marvelous: Health



Marvelous: Survivors

- Faced/Overcome Life Threatening Illness/Situation?
 - Brain aneurism (3)
 - Depression (3)
 - Burst appendix (2)
 - Tumor (2)
- No – 61%
- Yes – 39%
- breast cancer 11
- cancer - other 7
- Accident, alcoholism, lung, autoimmune illness, concussion, heart surgery, kidney disease, sepsis-coma-pneumonia, staph infection, surgical complications



Marvelous

Sexually Active/Fulfilled?

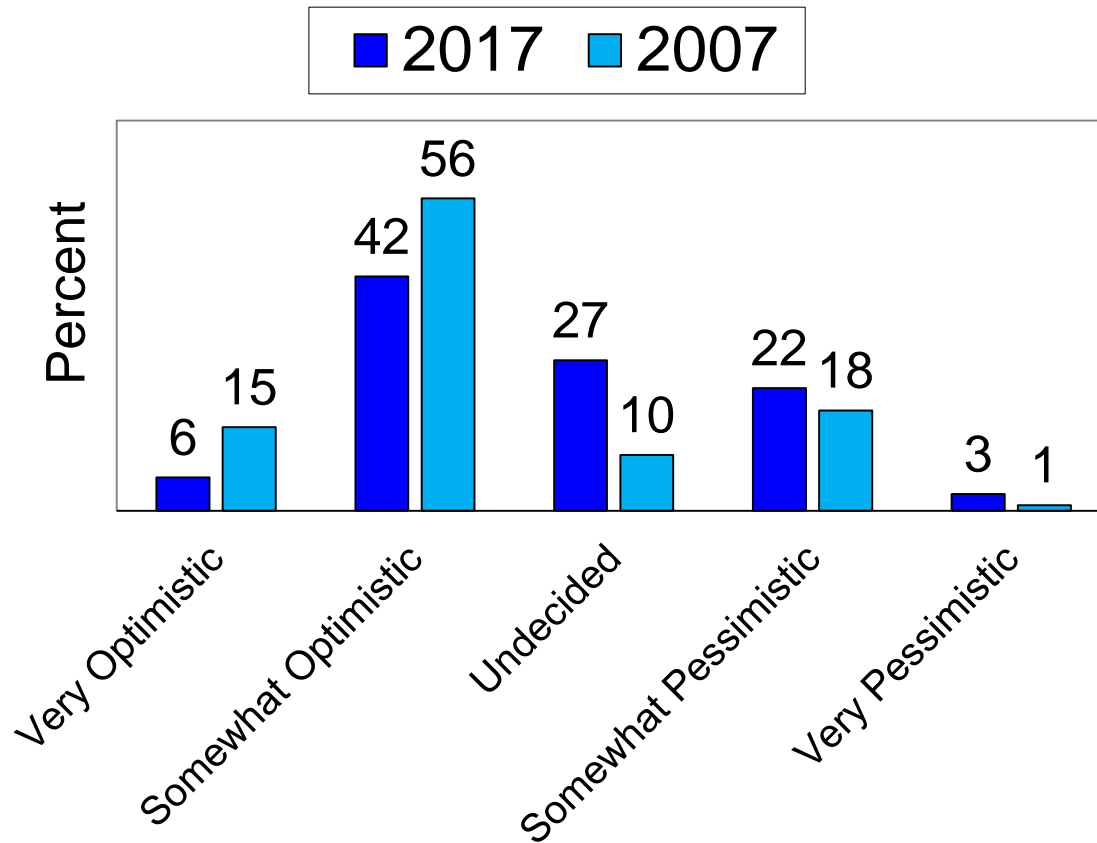
- 62% Yes
- 27% No
- 11% Other

Cosmetic Surgery?

- 76% No, and probably **won't** in the future
- 6% No, and probably **will** in the future
-
- 10% Yes, one procedure
- 2% Yes, several procedures
- 6% Yes, related to a medical condition



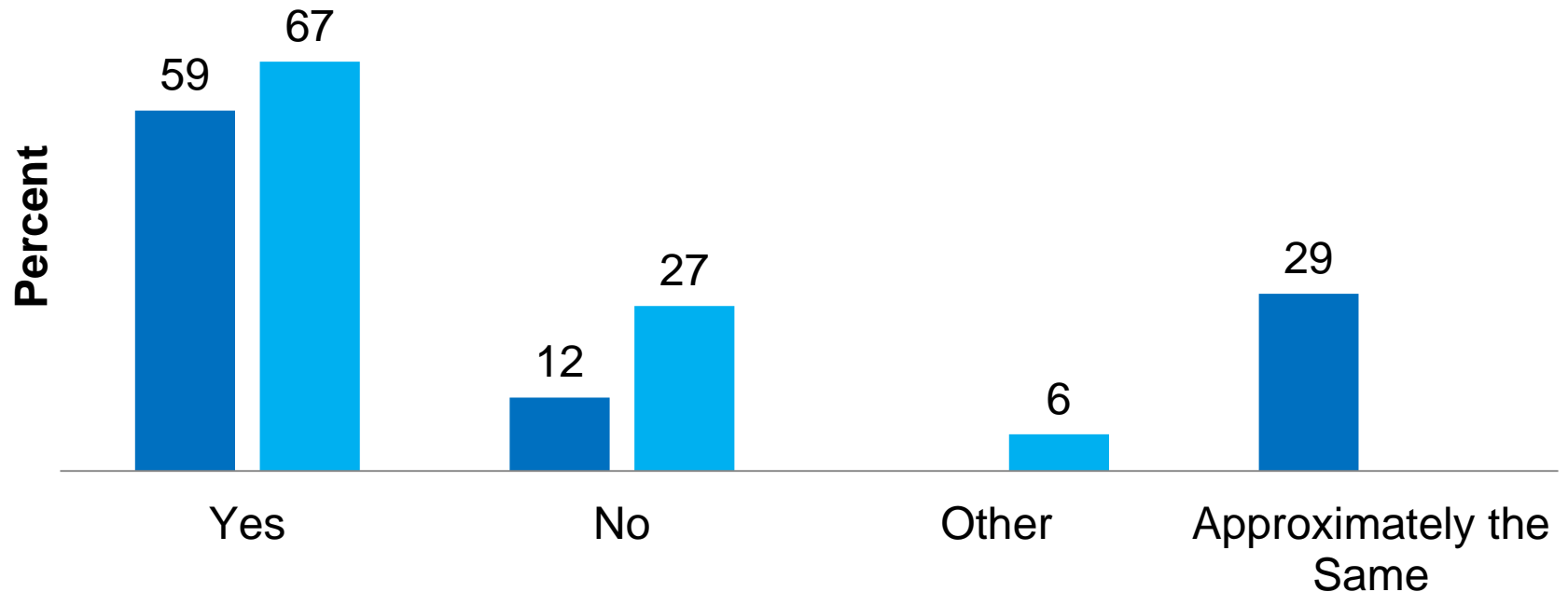
Marvelous: Future



Marvelous: Comparison

Do You Think You Are Better Off Than Your Parents Were at Your Age?

■ 2017 ■ 2012



Marvelous: Mid-60's

- Freedom/Free time/
No work (27)
- Less worry/Concern (19)
- Wisdom/confidence (15)
- Family/Children/
Grandchildren (12)
- Self acceptance (8)
- New Opportunities (6)
- Financial security (5)
- Health (3)



What's Marvelous in the Mid-60s?

- Not much, where did all the time go?
- The alternative is not being here
- Not being in my mid-seventies
- Not being in my mid twenties
- Sex with no worries



Marvelous? Biggest Mistake or Disappointment

- Bad Life Style Choices (20)
- Marriage/Divorce (14)
- Deaths of Dear Ones (13)
- Disappointments (10)
- Parenting (10)
- No Problems (5)
- No Partner (4)
- No children (3)
- Location Choice (2)



Marvelous: What to Accomplish Before 2022?

- Health/Fitness (22)
- Retire (12)
- Travel (10)
- Write (10)
- Serve (11)
- Family & Friends (7)
- Be Creative (5)
- Work/Profession (5)



Marvelous: What to Accomplish Before 2022?

- Downsize (4)
 - Get rid of “stuff” and “junk”
- Uncertain/Thinking About it (3)
 - “Have to figure out what I want to do “when I grow up”
- Improve Memory (1)
- Gardening (1)
 - “I may grow some marijuana (legally) in my yard”



Looking Forward to the 50th!

